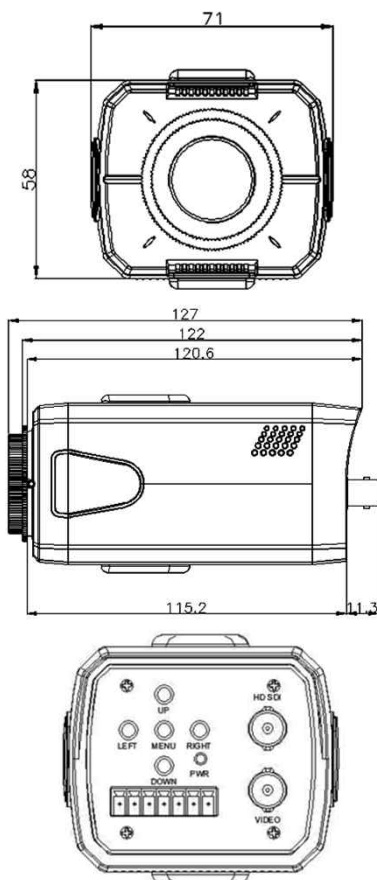


# DCS-T650

## HD-SDI STANDARD BOX CAMERA



### Dimension



### Option

- Lens (C/CS) – Megapixel
  - 10~50mm
  - Motorized Zoom

### Main Features

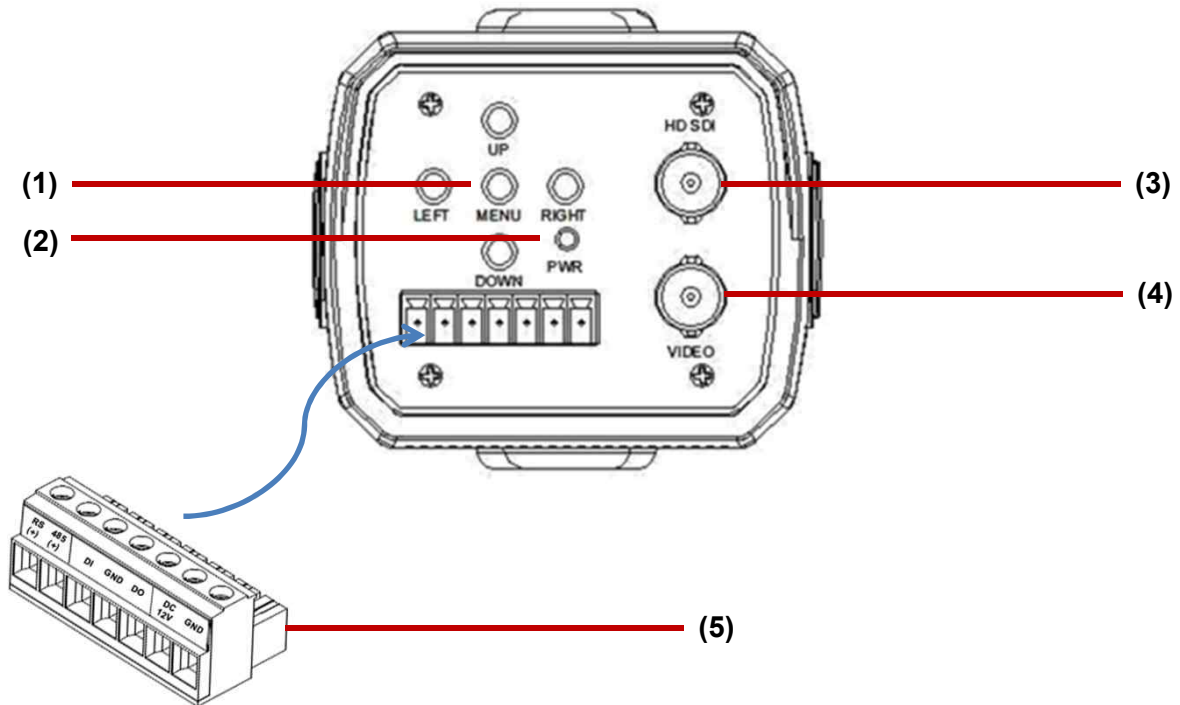
- 1/1.9" 2.12M(1080p) SONY Progressive CMOS Sensor
- 2Mega Pixels (1080p25/30/50/60, 720p50/60)
- C / CS Lens Mountable
- TDN ICR Mechanism Built-in
- WDR / 3D-NR / DSS(Sens-up) Supported
- OSD Available
- HD-SDI Video Out Supporting standard SMPTE protocol
- Analog Composite Video Out



### Specifications

Model	DCS-T650
Signal System	HD-SDI (Serial Digital Interface) or EX-SDI
Pickup Device	1/1.9"(D-8.58mm) 2.12M SONY CMOS Sensor
Scanning System	Progressive Scan (16:9)
Sync. System	Internal
Total Pixels	2.42M [1952(H)x1241(V)]
Active Pixels	2.12M [1937(H)x1097(V)]
Scanning Frequency	30Hz(VD) for NTSC out   25Hz(VD) for PAL out
Min. Illumination	0.02Lux(F2.5~30IRE), 0.01(ICR on), 0.0006Lux(DSS on)
TDN	ICR Mechanism
H-Resolution	More than 1,000TV Lines(H)
S/N Ratio	More than 50dB (AGC off)
Video Out 1 (BNC)	HD-SDI or EX-SDI: 1080p@25/30/50/60, 720p@20/30/50/60
Video Out 2 (BNC)	Composite Video 1V p.p (NTSC/PAL - 75Ω)
Lens	Option
Lens (Mount)	C / CS type
OSD	5 push type switches
Camera Title	Off, On(Max. 8 Characters)
Language	English, Chinese(Simplified), Chinese(Traditional), Japanese, Korean
Exposure	DC, Manual
White Balance	AWB, ATW, Push Lock, Manual
BLC	Off, HLC, BLC, WDR * WDR is not operated when manual shutter mode or CVBS output mode is selected
Day & Night Mode	AUTO, COLOR, B/W, EXT
Gain Control	AGC (1~10)
Electronic Shutter	1/25(30)~1/30,000sec
Sens-up (DSS)	X32
Noise Reduction	3DNR (Off, Low, Middle, High)
Mirror	Off, On(Mirror, Flip)
Other Features	Motion Detection (4 Zones), Privacy Mask (16 Zones), Flickerless, Lens Shading, Gamma, D-zoom, Defog etc.
Communication	RS485 (Pelco-D compatible, Parantek KP Protocol) Default: 9600bps – Protocol Auto Detect
No. of Camera ID	Up to 255
Via DI	D&N Change with 3.3V (Day & Night Mode -> EXT)
Power Source	DC12V
Power Consumption	Less than 2.2 Watts (180mA)
Operating Temp.	-10℃ ~ 55℃ (Humidity :0%RH ~ 90%RH)
Size (mm)	71(W) x 58(H) x 127(D)
Weight	430g (Giftbox Packing)

# DCS-T650 QUICK MANUAL



**(1) Function Setup Switch**

By pressing 'MENU' key, display the camera OSD menu on the screen. Use direction keys(UP, DOWN, LEFT, RIGHT) to move the cursor in order to confirm status or changing a selected item.

**(2) Power Lamp**

This green/red lamp is lit when the camera is receiving power normally.

**(3) SDI Video Out Connector**

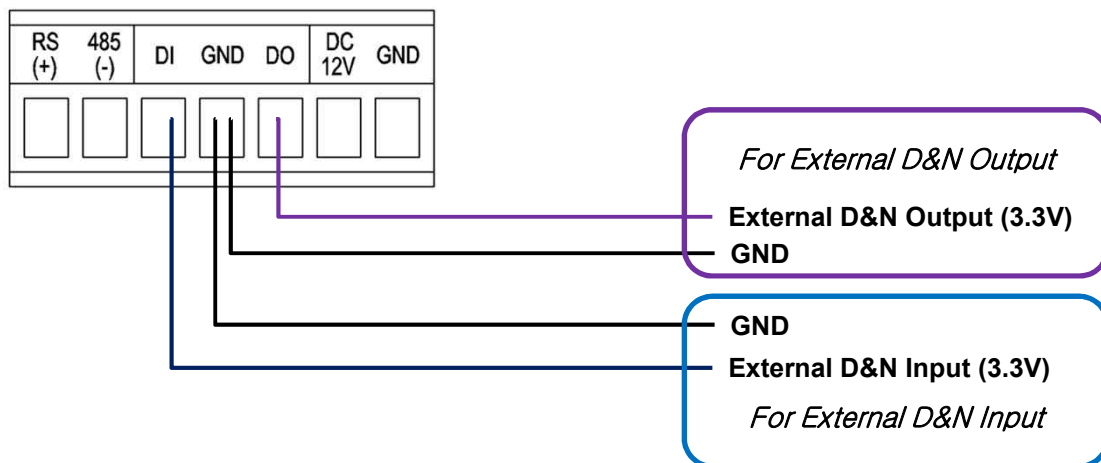
Sends SDI video signal and connects to the video input terminal of the SDI monitor or SDI DVR

**(4) CVBS Video Out Connector**

Sends CVBS video signal and connects to the video input terminal of the CVBS monitor or CVBS DVR

**(5) Multi-port Terminal**

Connect to the power, Serial port, External D&N port and MD signal out port properly.



SETUP MENU	SUB MENU 1	SUB MENU 2	SUB MENU 3	VALUE
LENS	DC			INDOOR/OUTDOOR/DEBLUR
	MANUAL			NORMAL/DEBLUR
FOCUS ADJ				OFF / ON
EXPOSURE	BRIGHTNESS			0 ~ 20
	AGC			0 ~ 10
	SHUTTER	AUTO		
		MANUAL		1/30(25),60(50),120(100),250,700,1K,1.6K, 2.5K,5K,7K,10K,30K
		FLICKER		
	SENS-UP			OFF/ X2/ X4/ X8 / X16 / X32
BACKLIGHT	OFF			
	HLC	LEVEL		0 ~ 20
		COLOR		BLK,WHT,YEL,CYN,GRN,MAG,RED,BLU
	BLC	H-POS		0 ~ 20
		V-POS		0 ~ 20
		H-SIZE		0 ~ 20
		V-SIZE		0 ~ 20
	WDR	WEIGHT		LOW/ MIDDLE/ HIGH
DAY&NIGHT	AUTO	SMART IR		OFF / ON
		ANTI-SAT.		0 ~ 20
		AGC THRES		0(bright) ~ 20(dark)
		AGC MARGIN		0(bright) ~ 20(dark)
		DELAY		1 SEC, 3 SEC, 5 SEC, 10 SEC, 15 SEC
	COLOR			
	B&W	SMART IR		OFF / ON
		ANTI-SAT.		0 ~ 20
	EXTERN / CDS	SMART IR		OFF / ON
		ANTI-SAT.		0 ~ 20
		EXTERN SW		HIGH / LOW
		DELAY		1 SEC, 3 SEC, 5 SEC, 10 SEC, 15 SEC
WHITE BALANCE	AWB	AUTO		
	AUTO EXT			
	PUSH LOCK			Press ENTER key
	MANUAL	COLOR TEMP		3000K/ 5000K/ 8000K
		R-GAIN		0 ~ 20
		B-GAIN		0 ~ 20
	COLOR GAIN			0 ~ 20
IMAGE	SHARPNESS			0 ~ 10
	IMAGE RANGE	FULL		0 ~ 20
		COMP		
		USER	OFFSET	0 ~ 32
	DNR			OFF / LOW / MIDDLE / HIGH
	GAMMA			0.45/ 0.55/ 0.65/ 0.75
	MIRROR			OFF/ ON
	FLIP			OFF/ ON
	D-ZOOM			1 ~ 16X
	ACE			OFF / LOW / MIDDLE / HIGH
	DEFOG	OFF		
		ON	AUTO / MANUAL	
			LEVEL	LOW/ MIDDLE/ HIGH
	SHADING	OFF		
		ON		WEIGHT 0 ~ 100%

SETUP MENU	SUB MENU 1	SUB MENU 2	SUB MENU 3	VALUE
DIS	OFF			
	ON	RANGE		10%, 20%, 30%
		FILTER		LOW / MIDDLE / HIGH
		AUTO C		OFF / HALF / FULL
SPECIAL	PRIVACY	BOX	OFF	
			ZONE NUM	0 ~ 15
			ZONE DISP	OFF/ ON
			H-POS	0 ~ 60
			V-POS	0 ~ 34
			H-SIZE	0 ~ 60
			V-SIZE	0 ~ 34
			COLOR	YEL / CYN / GRN / MAG / RED / BLU / BLK / WHT
			TRANS	0 ~ 3
		POLYGON	OFF	
			ZONE NUM	0 ~ 7
			ZONE DISP	OFF/ ON
			POS0-X ~ POS3-X	0 ~ 120
			POS0-Y ~ POS3-Y	0 ~ 68
			Y LEVEL	0 ~ 20
			CB LEVEL	0 ~ 20
			CR LEVEL	0 ~ 20
			TRANS	0 ~ 3
	MOTION	OFF		
		DET WINDOW	WINDOW USE	0 ~ 3
			WINDOW ZONE	OFF/ ON
			DET H-POS	0 ~ 60
			DET V-POS	0 ~ 34
			DET H-SIZE	0 ~ 60
			DET V-SIZE	0 ~ 34
		SENSITIVITY		0 ~ 10
		ESTIMATE		OFF/ON
		QUICK ZOOM	ZOOM SPEED	LOW / MIDDLE / HIGH
			TRACKING	OFF / ON
			REPEAT	OFF / ON
		MOTION OSD		OFF/ ON
		TEXT ALARM		OFF / ON
		SIGNAL OUT		OFF / ON
	CAM TITLE			0 ~ 9, A ~ Z, blank
SYSTEM	COMMUNI.	CAM ID		0 ~ 255
		BAUD RATE		2400, 4800, 9600, 19200, 38400, 57600, 115200
	FRAME RATE			1080_30p(25p), 1080_60p(50p), 720_30p(25p), 720_60p(50p)
	FREQ (NT/PAL)			60Hz(NTSC)/ 50Hz(PAL)
	SDI OUT			HD-SDI / EX-SDI
	CVBS OUT			OFF/ ON
	LANGUAGE			ENG/ CHINESE/ CHINESE(S)/ JAPANESE/ KOR
FACTORY DEFAULT				Reset to factory setting
RETURN				Return to previous menu
EXIT				Exit SETUP menu