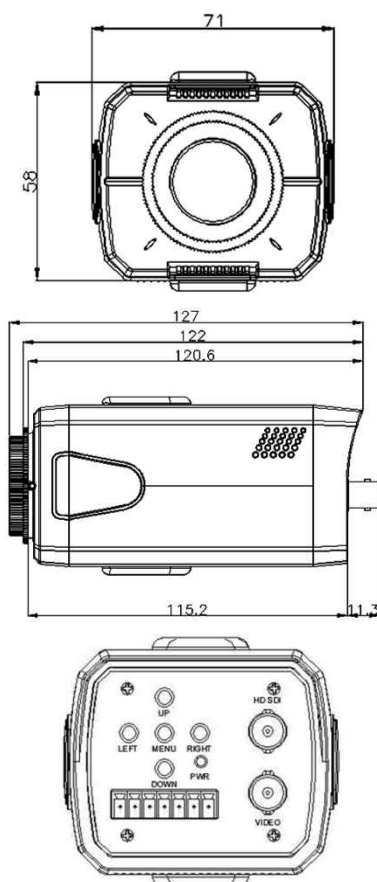


DCS-T1Z60

3G/HD-SDI STANDARD BOX CAMERA



Dimension



Option

- Lens (C/CS) – Megapixel
 - 10~50mm
 - Motorized Zoom

Main Features

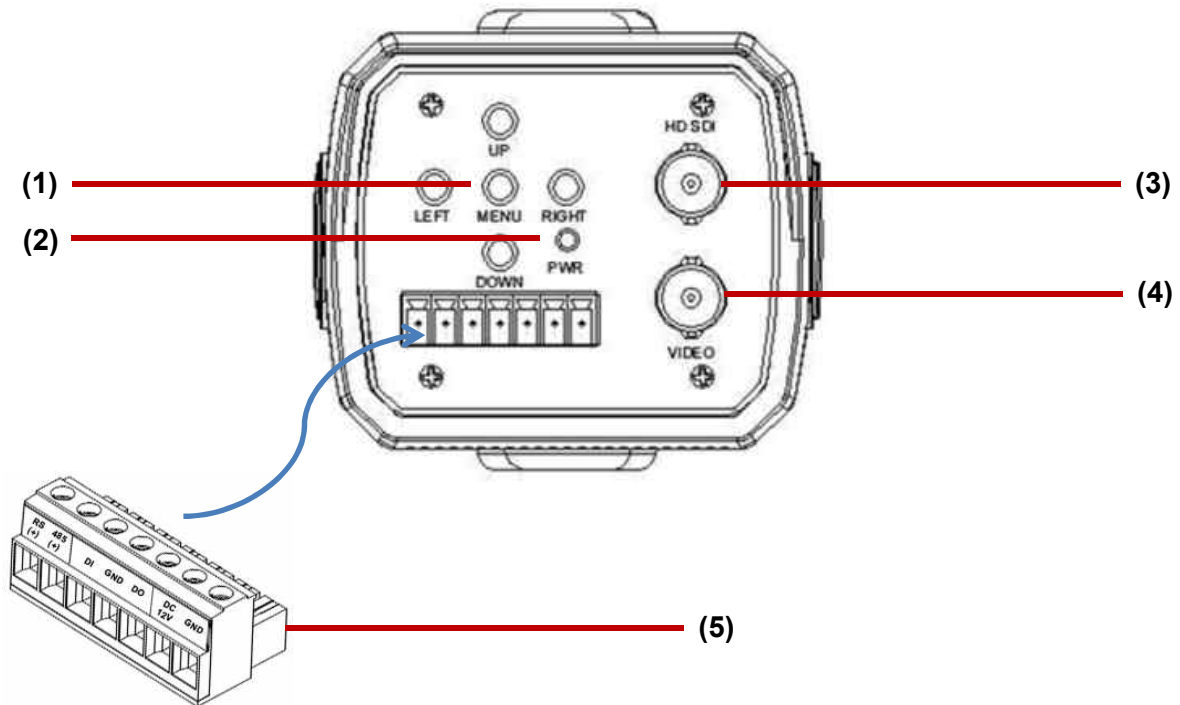
- 1/2" 2.12M(1080p) SONY Progressive CMOS Sensor
- 2Mega Pixels (1080p25/30/50/60, 720p50/60)
- C / CS Lens Mountable with TDN ICR Mechanism
- WDR / 3D-NR / DSS(Sense-up) Supported
- OSD Available
- SDI Payload Supported
- Broadcast Compatible SDI Output (SMPTE292M & SMPTE424M)
- Analog Composite Video Out



Specifications

Model	DCS-T1Z60
Signal System	3G / HD-SDI (Serial Digital Interface) or EX-SDI
Pickup Device	1/2"(D-8.35mm) 2.12M SONY CMOS Sensor
Scanning System	Progressive Scan (16:9)
Sync. System	Internal
Total Pixels	2.17M [1952(H)x1113(V)]
Active Pixels	2.12M [1937(H)x1097(V)]
Scanning Frequency	30Hz(VD) for NTSC out 25Hz(VD) for PAL out
Min. Illumination	0.03Lux(F2.5~30IRE), 0.015(ICR on), 0.001Lux(DSS on)
TDN	ICR Mechanism
H-Resolution	More than 1,000TV Lines(H)
S/N Ratio	More than 50dB (AGC off)
Video Out 1 (BNC)	3G/HD-SDI (no EX-SDI) 1080p@25/30/50/60, 720p@20/30/50/60
Video Out 2 (BNC)	Composite Video 1V p.p (NTSC/PAL - 75Ω)
Lens	Option
Lens (Mount)	C / CS type
OSD	5 push type switches
Camera Title	Off, On(Max. 8 Characters)
Language	English, Chinese(Simplified), Chinese(Traditional), Japanese, Korean
Exposure	DC, Manual
White Balance	AWB, ATW, Push Lock, Manual
BLC	Off, HLC, BLC, WDR
Day & Night Mode	AUTO, COLOR, B/W, EXT
Gain Control	AGC (0~10)
Electronic Shutter	Auto (1/25(30)~1/30,000sec), Manual, Flickerless
Sense-up (DSS)	X32
Noise Reduction	3DNR (Off, Low, Middle, High)
Mirror	Off, On(Mirror, Flip)
Other Features	Motion Detection (4 Zones), Privacy Mask (16 Zones), ACE, D-Zoom, Defog, DIS, Freeze, Gamma, Shading etc.
Communication	RS485 (Pelco-D compatible, Parantek Protocol) Default: 115,200bps
No. of Camera ID	Up to 255
Via DI	D&N Change with 3.3V (Day & Night Mode -> EXT)
Power Source	DC12V
Power Consumption	Less than 3 Watts (250mA)
Operating Temp.	-10°C ~55°C (Humidity :0%RH ~ 90%RH)
Size (mm)	71(W) x 58(H) x 127(D)
Weight	450g (Giftbox Packing)

DCS-T1Z60 QUICK MANUAL



(1) Function Setup Switch

By pressing 'MENU' key, display the camera OSD menu on the screen. Use direction keys(UP, DOWN, LEFT, RIGHT) to move the cursor in order to confirm status or changing a selected item.

(2) Power Lamp

This green/red lamp is lit when the camera is receiving power normally.

(3) SDI Video Out Connector

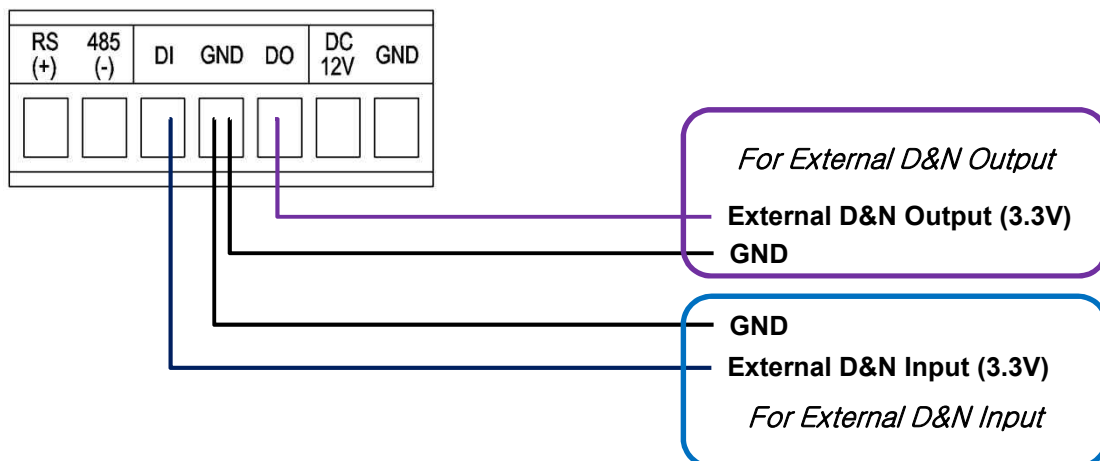
Sends SDI video signal and connects to the video input terminal of the SDI monitor or SDI DVR

(4) CVBS Video Out Connector

Sends CVBS video signal and connects to the video input terminal of the CVBS monitor or CVBS DVR

(5) Multi-port Terminal

Connect to the power, Serial port, External D&N port and MD signal out port properly.



SETUP MENU	SUB MENU 1	SUB MENU 2	SUB MENU 3	VALUE
LENS				MANUAL / DC
ZOOM/FOCUS	FOCUS MODE			ONESHOT / MANUAL
	D&N FILTER			SYNC OFF / SYNC ON
	POWER ON			ACTION/ NO ACTION
	ONEPUSH AF			Press ENTER Key
	LENS RESET			Press ENTER Key
EXPOSURE	BRIGHTNESS			0 ~ 20 (10)
	SHUTTER	AUTO	Lens Mode DC	INDOOR / OUTDOOR / DEBLUR
			Lens Mode Manual	NORMAL /DEBLUR
		MANUAL		NTSC : 1/30 ,60,120,250,500,1K,2K,4K,8K,15K,30K PAL : 1/25 ,50,100,200,400,800,1.6K,3.2K,6.4K,12.8K,25.6K
		FLICKER		
	Sense-UP			OFF / X2/ X4/ X8 / X16 / X32
BACKLIGHT	AGC			0 ~ 10 (8)
	OFF			
	HLC	LEVEL		0 ~ 20
		COLOR		BLK,WHT,YEL,CYN,GRN,MAG,RED,BLU
	BLC	H-POS		0 ~ 19
		V-POS		0 ~ 18
		H-SIZE		0 ~ 19
		V-SIZE		0 ~ 18
	WDR	WDR MODE		FRAME
		ROI MODE	OFF /ON	
			WINDOW ZONE	0~3
			WINDOW USE	OFF/ON
			DET H-POS	0~240
			DET V-POS	0~135
			DET H-SIZE	0~240
			DET V-SIZE	0~135
		WEIGHT		LOW/MIDDLE/ HIGH
DAY&NIGHT	AUTO	D>N THRES		1(bright) ~ 20(dark) (13)
		N>D THRES		0(bright) ~ 19(dark) (7)
		DELAY		0 ~ 15sec (0 Sec)
		BURST		OFF/ ON
		SMART IR		OFF /ON
		SAT.LEVEL		(SMART IR: OFF) NOT USED (SMART IR: OFF) 0~20 (5)
	COLOR			
	B&W	BURST		OFF/ ON
		SMART IR		OFF /ON
		SAT.LEVEL		(SMART IR: OFF) NOT USED (SMART IR: OFF) 0~20 (5)
	EXT. D&N	EXTERN SW		HIGH /LOW
		DELAY		0 ~ 15sec (0 sec)
		BURST		OFF/ ON
		SMART IR		OFF /ON
		SAT.LEVEL		(SMART IR: OFF) NOT USED (SMART IR: OFF) 0~20 (5)
WHITE BAL	AWB	AUTO		
		AUTOext		
		PRESET		Press ENTER key
		MANUAL	C-TEMP.	3000K/ 5000K / 8000K
			R-GAIN	0 ~ 20 (10)
			B-GAIN	0 ~ 20 (10)
	COLOR GAIN			0 ~ 20 (10)
DNR				OFF/ LOW/ MIDDLE / HIGH
IMAGE	SHARPNESS			0 ~ 10 (8)
	GAMMA			0.45/ 0.55 / 0.65/ 0.75
	MIRROR			OFF /ON
	FLIP			OFF /ON
	FREEZE			OFF /ON
	D-ZOOM			1.0X~16.0X (1.0X)
	DIS	OFF		
		ON	RANGE	10%, 20%, 30%
			FILTER	LOW/ MIDDLE/ HIGH
			AUTO C	OFF/ HALF/ FULL

SETUP MENU	SUB MENU 1	SUB MENU 2	SUB MENU 3	VALUE
IMAGE	ACE			OFF/LOW/ MIDDLE/ HIGH
	DEFOG	OFF		
		ON	MODE	AUTO/MANUAL
	SHADING	ON	LEVEL	LOW/ MIDDLE/ HIGH
		OFF		
	PRIVACY	ON	WEIGHT	0~100%
		BOX	OFF/ON	
			ZONE NUM	0~15
			ZONE DISP	OFF/ON
			H-POS	0~60
			V-POS	0~34
			H-SIZE	0~60
			V-SIZE	0~34
			Y LEVEL	0~20
			CB LEVEL	0~20
			CR LEVEL	0~20
			TRANS	0~3
		POLYGON	OFF/ON	
			ZONE NUM	0~7
			ZONE DISP	OFF/ON
			POS0-X ~POS3-X	0~120
			POS0-Y~POS3-Y	0~68
			Y LEVEL	0~20
			CB LEVEL	0~20
			CR LEVEL	0~20
			TRANS	0~3
i MOTION	OFF			
	ON	DET WINDOW	WINDOW USE	0~3
			WINDOW ZONE	OFF/ON
			DET H-POS	0~60
			DET V-POS	0~34
			DET H-SIZE	0~60
			DET V-SIZE	0~34
		SENSITIVITY		0~10
		ESTIMATE		OFF/ON
		QUICK ZOOM		OFF/ON
			ZOOM SPEED	LOW/MIDDLE/HIGH
			TRACKING	OFF/ON
			REPEAT	OFF/ON
		MOTION OSD		OFF/ON
		TEXT ALARM		OFF/ON
		SIGNAL OUT		OFF/ON
SYSTEM	COMM	CAM ID		0 ~ 255 (1)
		BAUDRATE		2400,4800,9600,57600,115200
		CAM ID DISPLAY		OFF/ON
	OUTPUT	FRAME RATE		1080p30(25), 720p30(25), 720p60(50), 1080i60(50),1080p60(50)
		FREQ		50Hz(PAL) / 60Hz(NTSC)
		SDI MODE		NOT USED
		SDI OUT MODE		NOT USED
		ANALOG MODE		CVBS / HD_T / HD_C / HD_A
		CVBS OUT MODE		CENTER CUT / FULL
		DOUT EN.		NOT USED
		CONFIRM		YES
	LANGUAGE			ENG/ CHINESE/ CHINESE(S)/ JAPANESE/ KOR
	CAM TITLE	OFF		
		RIGHT UP		0 ~ 9, A ~ Z, blank
		LEFT DOWN		0 ~ 9, A ~ Z, blank
FACTORY DEFAULT				Reset to factory setting
EXIT				Exit SETUP menu