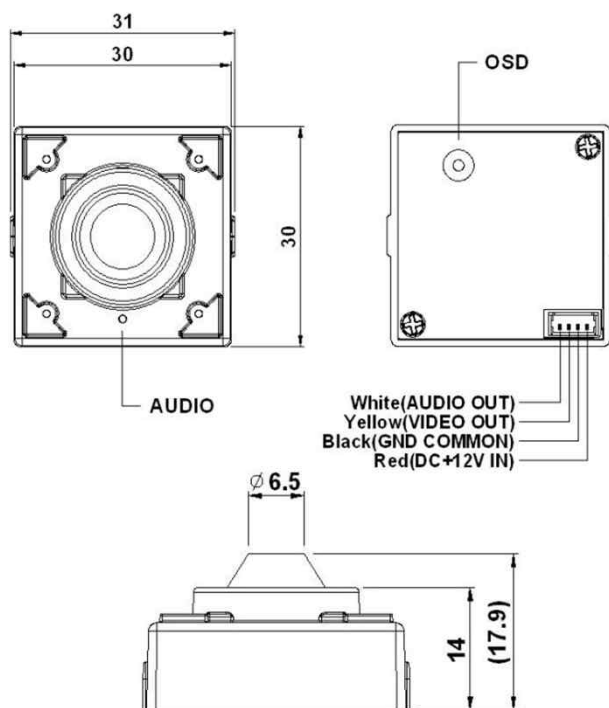


ACM-P891(JP)

CVBS MINIATURE CAMERA



Dimension



Option

- Audio (ACM-P891A(JP))
- IR Sensitive OLPF

Main Features

- 1/3" 960H Sharp CCD Sensor
- Approx. 520K/610K Pixels (700 TV Lines)
- Pinhole Board Lens (Semi-cone f=3.7mm)
- Audio (ACM-P891A(JP))
- Built-in OSD Switch
- 3D-DNR / DSS(Sens-up)
- Wide Running Voltage : DC5~15V
- Box Miniature Housing(30x30) with U type swivel bracket

ACM-P891



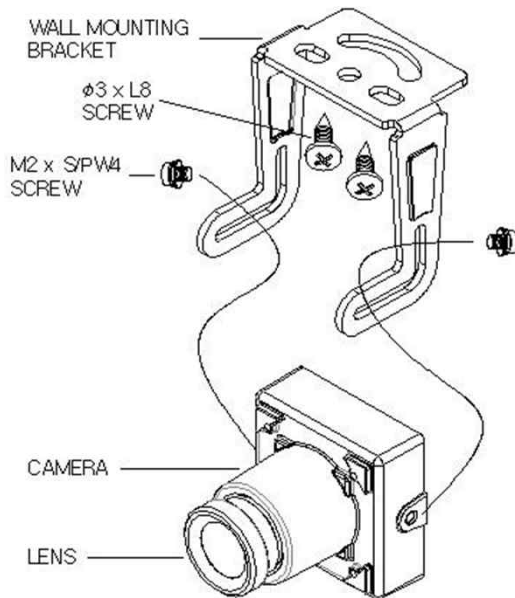
ACM-P891A



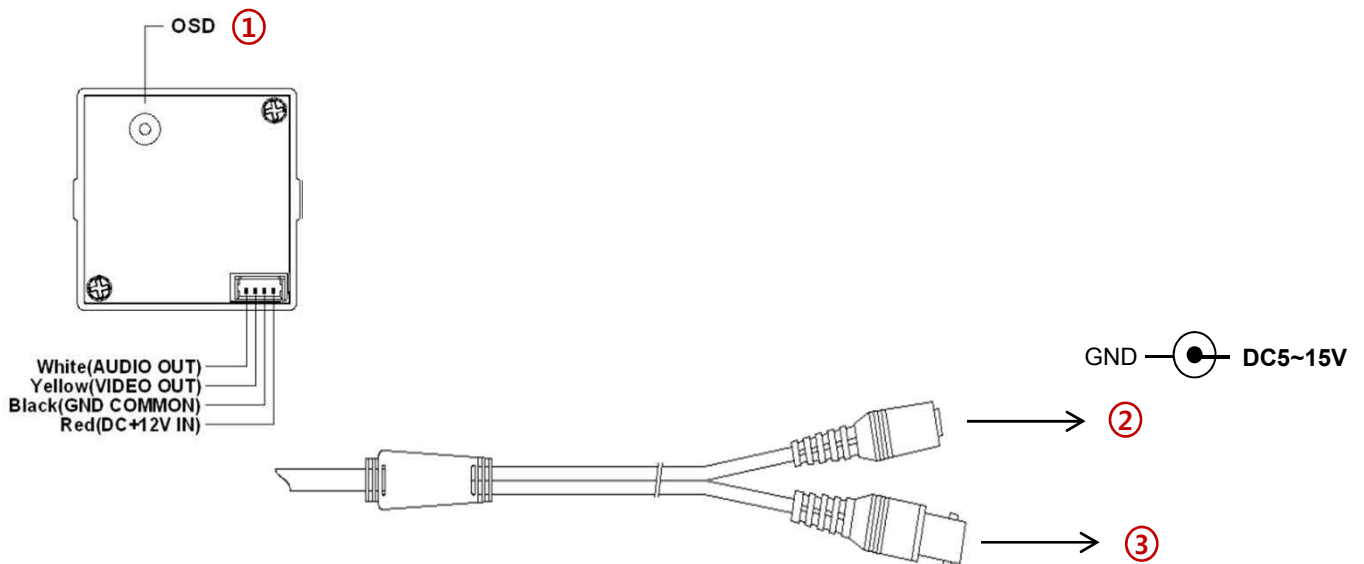
Specifications

Model	ACM-P891N(JP)	ACM-P891P(JP)
Signal System	NTSC	PAL
Pickup Device	1/3"(D-6mm) 960H Sharp Color CCD	
Scanning System	2:1 Interlace	
Sync. System	Internal	
Total Pixels	520K [1020(H)x508(V)]	610K [1020(H)x596(V)]
Active Pixels	480K [976(H)x494(V)]	570K [976(H)x582(V)]
Scanning Frequency	59.94Hz(VD)	50Hz(VD)
Min. Illumination	0.06Lux(F2.5 - 30IRE), 0.0001Lux(DSS on)	
No. of IRED	N/A	
H-Resolution	700TV Lines(H)	
S/N Ratio	More than 52dB (AGC off)	
Video Out (BNC)	1.0 Vp-p Composite (75Ω)	
Lens	Pinhole f=3.7mm board Semi-cone type, F2.5	
Lens (Mount)	Board type (M12)	
Angle of View	92.5°(D), 81° (H), 43° (V)	
OSD	Via OSD Switch	
Camera Title	Off, On(Max. 8 Characters)	
Language	English, Chinese(Traditional), Chinese(Simplified), Japanese, Russian, Spanish, German, French	
Exposure	AE, Manual	
White Balance	ATW, Push, Manual	
BLC	Off, BLC, HLC	
Day & Night Mode	Auto, Day, Night	
Gain Control	AGC (Off, Low, Middle, High)	
Electronic Shutter	1/60~1/120,000sec	1/50~1/120,000sec
DSS(Sens-up)	Off, On(Max. x512)	
Noise Reduction	3DNR (Off, Low, Middle, High)	
Mirror	Off, On(Mirror)	
Other Features	Motion Detection(4 Zones), Privacy Mask(8 Zones), Defog, Neg. Image, Lens Shading etc.	
Microphone	Available (Option: ACM-P891A)	
Power Source	DC 5~15V	
Power Consumption	Less than 0.9 Watts (70mA@DC12V)	
Operating Temp.	-10℃ ~ 55℃ (Humidity :0%RH ~ 90%RH)	
Size (mm)	30(W)x30(D) (without Bracket)	
Weight	95 g (gift-box packing)	

Camera Mounting Instruction



- There are three(3) of each Ø3xL8 screw and M2xS/PW4 screw together with a swivel bracket in the accessory package.
- Please use two(2) of the screws as shown left. We are providing one of each extra screw in the package.
- If you do not use M2xS/PW4 screws provided, it can **damage** the camera board inside housing. Such the damage will be your responsibility.



	Function	I/O	Note	Remarks
①	OSD Joystick	N/A	5-directional OSD joystick	
②	POWER	IN	Camera power input	DC5~15V
③	VIDEO OUT	OUT	Video signal output (BNC)	75 Ω

SETUP MENU	SUB MENU 1	SUB MENU 2	SUB MENU 3	VALUE
EXPOSURE	ELC	LENS		ELC
		BRIGHTNESS		0~20 (8)
		SHUTTER		AUTO, 1/60(1/50), 1/100(1/120), 1/250, 1/500, 1/700, 1/1,000, 1/1,600 1/2,500, 1/5,000, 1/7,000, 1/10,000, 1/30,000, 1/60,000, 1/120,000
		FLK		OFF / ON
		AGC	OFF	
			ON	1~20 (15)
		SENS UP		OFF, X2, X3, X4, ~ X512
		RETURN		
DAY / NIGHT	AUTO	AGC THRS		0~20 (15)
		AGC MARGIN		0~20 (0)
		D/N DELAY		0 SEC ~ 15 SEC (1 SEC)
		B/W BURST		OFF / ON
		RETURN		
	DAY			
	NIGHT	B/W BURST		OFF / ON
		RETURN		
WHITE BAL.	ATW			
	PUSH			Press Enter(Set) Key
	MANUAL	RED		0~20 (7)
		BLUE		0~20 (8)
		RETURN		
DISPLAY ADJ.	GAMMA			0.35 / 0.40 / 0.50 / 0.55 / 0.60 / 0.65 / 0.70
	CHROMA			0~20 (13)
	SHARPNESS			0~20 (15)
	DE-BACK NOISE			0~10 (8)
	SHADING			0~20 (0)
	RESOLUTION			0~15 (6)
	WARM COLOR			0~20 (0)
	COOL COLOR			0~20 (5)
	RETURN			
IMAGE	BACKLIGHT	OFF		
		BLC	LEVEL	LOW / MIDDLE / HIGH
			DISPLAY	OFF / ON
			TOP	0~54 (12)
			BOTTOM	1~55 (43)
			LEFT	0~217 (50)
			RIGHT	1~218 (168)
			ENTER	RETURN, INITIAL
		HLC	LEVEL	LOW / MIDDLE / HIGH
			RETURN	

SETUP MENU	SUB MENU 1	SUB MENU 2	SUB MENU 3	VALUE
IMAGE	CONTRAST	OFF		
		D-WDR	D-WDR	AUTO / MANUAL
			LEVEL	LOW / MIDDLE / HIGH
			RETURN	
		DEFOG	DEFOG	AUTO / MANUAL
			LEVEL	LOW / MIDDLE / HIGH
			RETURN	
	POSI/NEGA			POSI / NEGA
	H-MIRROR			OFF / ON
	PRIVACY	OFF		
		ON	MASK LV	BLUE / RED / CYAN / MAGENTA / BLACK / GRAY-1 / GRAY-2 / GRAY-3 / GRAY-4 / WHITE / YELLOW / GREEN
			AREA NO.	1~8 (1)
			DISPLAY	OFF / ON
			TOP	0~61 (3)
			BOTTOM	1~62 (28)
			LEFT	0~238 (7)
			RIGHT	1~239 (52)
			ENTER	RETURN, INITIAL
	RETURN			
DNR				OFF / LOW / MIDDLE / HIGH
MOTION	OFF			
	ON	SENSITIVITY		0~30 (29)
		AREA NO.		1~4 (1)
		AREA USE		OFF / ON
		TOP		0~54 (3)
		BOTTOM		1~55 (24)
		LEFT		0~217 (13)
		RIGHT		1~218 (96)
		ENTER		RETURN, INITIAL
SYSTEM	CAM TITLE	OFF		
		ON		0~9, A~Z, blank (8 Characters)
	LANGUAGE			English / Chinese(Traditional) / Chinese(Simplified) / Japanese / Russian / Spanish / German / French
	SPECIAL	DEFECT DET.		
		FONT COLOR		1~8 (8)
		VERSION		
		RETURN		
	RETURN			
EXIT				SAVE / RESTORE / INITIAL