

# AHM-P570(JP)

## AHD2.0 MINIATURE BOX CAMERA

PARANTEK

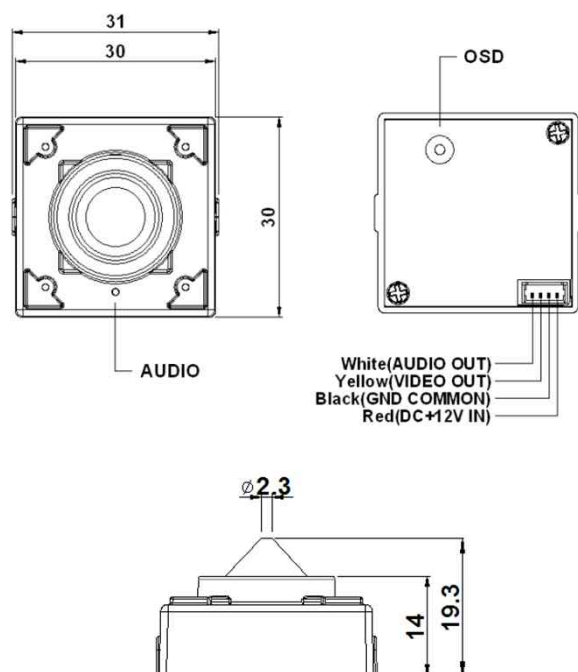


### Main Features

- 1/3" 1080p Panasonic CMOS Sensor
- 2.12M Pixels (1,000 TV Lines)
- Pinhole Board Lens (f=3.7mm)
- Audio (AHM-P570A(JP))
- 3D-DNR, DSS (Sens-up) Supported
- Built-in OSD Switch
- AHD2.0 Camera (CVBS Out Mode Supported)
- Wide Operating Voltage Range (DC5~15V)
- Box Miniature Housing(30x30) with U type swivel bracket



### Dimension



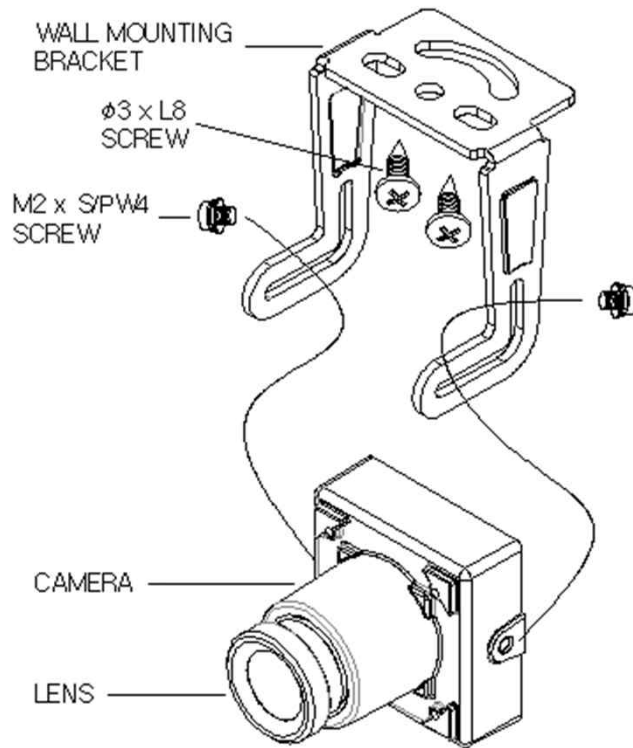
### Option

- Audio (AHM-P570A(JP))

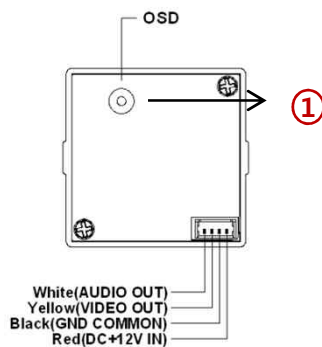
### Specifications

Model	AHM-P570(JP)
Signal System	AHD 2.0
Pickup Device	1/3"(D-6mm) 2.12M Panasonic CMOS Sensor
Scanning System	Progressive Scan (16:9)
Sync. System	Internal
Total Pixels	2.47MP [1956(H)x1266(V)]
Active Pixels	2.12MP [1944(H)x1092(V)]
Min. Illumination	0.2Lux(F2.5 - 30IRE), 0.006Lux(DSS on)
H-Resolution	More than 1,000TV Lines(H)
S/N Ratio	More than 50dB (AGC off)
Video Out (BNC)	AHD: 1080p@25/30 or CVBS 1.0V p.p
Lens	Pinhole f=3.7mm board Super-cone type, F2.5
Lens (Mount)	Board type (M12)
Angle of View	89°(D), 75°(H), 40.5°(V)
OSD	Via 5-direction Tact-switch or UTC
Camera Title	Off, On(Max. 15 Characters)
Language	English, Russian, French, Spanish, Portuguese, German, Chinese(Simplified), Chinese(Traditional), Japanese, Korean, Italian, Polish, Dutch, Turkish, Hebrew, Arabic
Exposure	AE, Manual
White Balance	AWB, ATW, AWC->SET, Manual, Indoor, Outdoor
BLC	Off, BLC, HSBLCL
Day & Night Mode	AUTO, COLOR, B/W, EXT
Gain Control	AGC (1~15)
Electronic Shutter	1/25(30)~1/50,000sec
DSS(Sens-up)	Off, On(Max. X30)
Noise Reduction	2DNR, 3DNR
Mirror	Off, On(Mirror, Flip, Rotation)
Other Features	Motion Detection (4 Zone), Privacy Mask (4 Zones), Freeze, Neg. Image, Lens Shading, Defog etc.
Microphone	Available (Option: AHM-P570A(JP))
Power Source	DC5~15V
Power Consumption	Less than 1.1 Watts (90mA@DC12V)
Operating Temp.	-10℃ ~ 55℃ (Humidity :0%RH ~ 90%RH)
Size (mm)	30x30
Weight	94 g (Gift-box packing)

# Camera Mounting Instruction

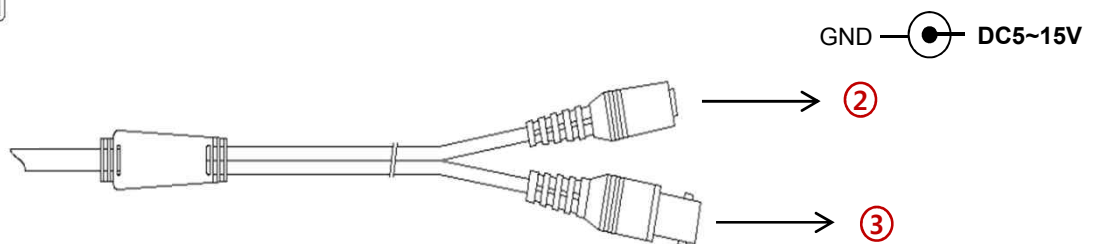


- There are three(3) of each Ø3xL8 screw and M2xS/PW4 screw together with a swivel bracket in the accessory package.
- Please use two(2) of the screws as shown left. We are providing one of each extra screw in the package.
- If you do not use M2xS/PW4 screws provided, it can **damage** the camera board inside housing. Such the damage will be your responsibility.



To switch to each video standard, move the joystick to the directions below and hold for over three(3) seconds.

1. TVI : Up
2. CVI : Down
3. CVBS : Left
4. AHD : Right



	Function	I/O	Note	Remarks
①	OSD Joystick	N/A	5-directional OSD joystick	
②	POWER	IN	Camera power input	DC5~15V
③	VIDEO OUT	OUT	Video signal output (BNC)	75 Ω

SETUP MENU	SUB MENU1	SUB MENU2	SUB MENU3	SUB MENU4	VALUE
LENS	MANUAL				
EXPOSURE	SHUTTER				AUTO, 1/30, 1/60, FLK, 1/240, 1/480, 1/1000, 1/2000, 1/5000, 1/10000, 1/50000, X2, X4, X6, X8, X10, X15, X20, X25, X30
	AGC				0 ~ 15
	SENS-UP	AUTO	SENS-UP		X2, X4, X6, X8, X10, X15, X20, X25, X30
		OFF			
	BRIGHTNESS				1~100
	D-WDR	AUTO	LEVEL		0~8
		ON			
		OFF			
	DEFOG	AUTO	POS/SIZE		
			GRADATION		0~2
			DEFAULT		
		OFF			
BACKLIGHT	OFF				
	BLC	LEVEL			LOW, MIDDLE, HIGH
		AREA			
		DEFAULT			
	HSBLC	SELECT			AREA1, AREA2, AREA3, AREA4
		DISPLAY			ON, OFF
		BLACK MASK			ON, OFF
		LEVEL			0~100
		MODE	ALL DAY		
			NIGHT	AGC LEVEL	0~255
		DEFAULT			
	ATW				
	AWB				
	AWC -> SET				
WHITE BALANCE	INDOOR				
	OUTDOOR				
	MANUAL	BLUE			0~100
		RED			0~100
DAY & NIGHT	COLOR				
	B/W	BURST			ON, OFF
		IR SMART	ON	LEVEL	0~15
				AREA	
			OFF		
	EXT	D->N (DELAY)			0~60
		N->D (DELAY)			0~60
	AUTO	D->N (AGC)			1~255
		D->N (DELAY)			1~60
		N->D (AGC)			1~255
		N->D (DELAY)			1~60
NR	2DNR				OFF, LOW, MIDDLE, HIGH
	3DNR				OFF, LOW, MIDDLE, HIGH

SETUP MENU	SUB MENU1	SUB MENU2	SUB MENU3	SUB MENU4	VALUE
SPECIAL	CAM TITLE				ON, OFF
	D-EFFECT	FREEZE			
		MIRROR			OFF, MIRROR, V-FLIP, ROTATE
		NEG. IMAGE			ON, OFF
	MOTION	OFF			
		ON	SELECT		AREA1, AREA2, AREA3, AREA4
			DISPLAY		ON, OFF
			SENSITIVITY		0~100
			COLOR		GREEN, BLUE, WHITE, RED
			TRANS		0.00, 0.25, 0.75, 1.00
			ALARM	VIEW TYPE	ALL, OFF, BLOCK, OUT LINE
				OSD VIEW	ON, OFF
				ALARM OUT	ON, OFF
				TIME	0~15
			DEFAULT		
	PRIVACY	OFF			
		ON	SELECT		
			DISPLAY	OFF	
				MOSAIC	
				INV.	
			COLOR		WHITE, BLACK, RED, BLUE, YELLOW, GREEN, CYAN, USER
			TRANS		0.25, 0.50, 0.75, 1.00
			DEFAULT		
	LANGUAGE				ARB, ENG, CHN1, CHN2, GER, FRA, ITA, SPA, POL, RUS, POR, NED, TUR, KOR, JPN, HEB
	DEFFECT	LIVE DPC	ON	AGC LEVEL	0~255
				LEVEL	0~100
			OFF		
		WHITE DPC	ON	POS/SIZE	
				START	
				DPC VIEW	ON, OFF
				LEVEL	0~100
				AGC	0~14
				SENS-UP	X2, X4, X6, X8, X10, X15, X20, X25, X30
			OFF		
		BLACK DPC	ON	POS/SIZE	
				START	
				DPC VIEW	ON, OFF
				LEVEL	0~100
			OFF		
	RS485	CAM ID			0~255
		ID DISPLAY			ON, OFF
		BAUD RATE			2400, 4800, 9600, 19200, 38400
ADJUST	SHARPNESS	AUTO	LEVEL		0~10
			START AGC		0~255
			END AGC		0~255
		OFF			OFF/ ON
	MONITOR	LCD	GAMMA		0.45, 0.50, 0.55, 0.60, 0.65, 0.70, 0.75, 0.80, 0.85, 0.90, 0.95, 1.00, USER
			BLUE GAIN		0~100
			RED GAIN		0~100
		CRT	BLUE GAIN		0~100
			RED GAIN		0~100
	LSC				ON, OFF
	VIDEO OUT				NTSC, PAL
EXIT	SAVE & END				Exit SETUP menu without saving
	RESET				Reset to factory setting
	NOT SAVE				Exit SETUP menu after saving